


Ford

REVERSIBLE SCOOP

Series 706

MASTER PARTS BOOK



NOVEMBER, 1958

TRACTOR AND IMPLEMENT DIVISION

Ford Motor Company

2500 East Maple Road, Birmingham, Michigan

Printed in U. S. A.

Copyright 1958, Ford Motor Company

MODEL INDEX

<u>Model No.</u>	<u>Description</u>	<u>Group No.</u>
19-6	Dearborn Scoop (1947 - 55)	1-1
19-84	Ford Reversible Scoop (1955-- 58)	1-2
19-142	Ford Reversible Scoop (1958 -)	1-3
19-142	Ford Reversible Scoop - Series Option 706-2	

EXTRA EQUIPMENT

231076	Stabilizer Link Kit for Row Crop Tractors
231253	Stabilizer Link Kit for All Purpose Tractors
312533	Stabilizer Link (2 Req'd) for Industrial Tractor (Attaching Parts Not included)
NCA-590A	Adjustable Top Link for 8N & NAA Tractors prior to No. 99586

Scoops




GROUP 1-1

19-6



GROUP 1-2

9-84



GROUP 1-3

19-142

Figure A - Scoops

Scoops




Figure 1 - Scoop, Model 19-6

FIG. 1	PART NO.	NAME AND DESCRIPTION	QTY. REQ.
		<u>GROUP 1-1 DEARBORN SCOOP, MODEL 19-6</u>	<u>19-6</u>
1	190080	BODY, (Welded Assembly)	1
1A	190083	LIP, Cutting	1
2	190098	YOKE, Draw (Welded Assembly)	1
3	190117	YOKE AND TOGGLE, Upright (Welded Assembly)	1
4	190115	WASHER, 7/8 Flat (Special)	
5	190116	RING, Retaining } Front Pin	2
6		WASHER, 7/8 Flat }	
7		WASHER, 3/4 Flat }	
8		COTTER PIN, 1/4 x 1-1/2 } Rear Pivot Pin	2
9	194506	LEVER, Dump (1/4 Hole)	1
10		20464-S BOLT, 1/4 - 20 x 1-1/2 Hex Hd)	
--		34805-S7 LOCKWASHER, 1/4) Lever to Yoke Assy	1
--		33895-S8 NUT, 1/4 - 20 Wing }	

Scoops

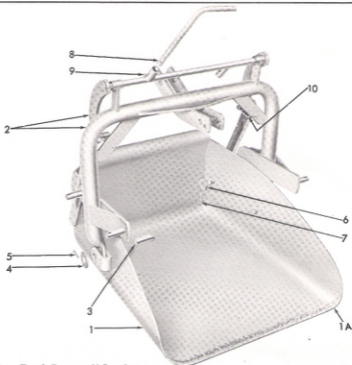


Figure 2 - Ford Reversible Scoop,

Model 19-84

FIG. 2	PART NO.	NAME AND DESCRIPTION	QTY. REQ.
		<u>GROUP 1-2 FORD REVERSIBLE SCOOP, MODEL 19-84</u>	<u>19-84</u>
1	194520	BODY, Scoop (Welded Assembly)	1
1A	190083	LIP, Cutting	1
2	194511	YOKE AND TOGGLE, (Welded Assembly)	1
3	192982	PIN, 1 x 2-15/16 Clevis)	
4		WASHER, 1 Flat) Yoke to Body	2
5		COTTER PIN, 3/16 x 1-1/2)	
6		WASHER, 7/8 Flat)	
7		COTTER PIN, 1/4 x 1-1/2) Yoke to Body	2
8	194506	LEVER, Dump	1
9		BOLT, 1/4 - 20 x 1-1/2 Hex Hd)	
-		LOCKWASHER, 1/4) Handle to Yoke	1
-		NUT, 1/4 - 20 Wing)	
10	194981	CATCH, Toggle Spring	2
--		BOLT, #10 - 32 x 7/8 Rd Hd Stove)	
--		LOCKWASHER, #10) Catch to Yoke	4
--		NUT, #10 - 32 Hex)	
--	305240	DECAL, Ford	1

Scoops





Figure 3 - 19-1/42 Reversible Scoop

FIG.	PART NO.	NAME AND DESCRIPTION	QTY. REQ.
3			
<u>GROUP 1-3 19-1/42 REVERSIBLE SCOOP</u>			<u>19-1/42</u>
1	108624	BODY, Scoop (Welded Assembly)	1
2	190083	LIP, Cutting	1
3	108591	YOKE & TOGGLE, (Welded Assembly)	1
4	108619	PIN, 1 x 4.50 (4.12) Clevis - Yoke to Body	2
5		72075-S8 COTTER PIN, 1/4 x 1-1/2	2
6		44750-S8 WASHER, 7/8 x 1-3/4 x 1/16 Flat } Body to Toggle	2
7		72075-S8 COTTER PIN, 1/4 x 1/2 }	2
8	108622	TOGGLE, Lower, Right	1
9	108623	TOGGLE, Lower, Left	1
10		44751-S8 WASHER, 7/8 x 2 x 1/16 Flat) Toggle to Yoke Assy.	2
11	354037-S8	PIN, 3/16 x 1-3/8 Roll	2
12	194506	LEVER, Dump	1
13		20464-S BOLT, 1/4 - 20 x 1-1/2 Hex Hd)	1
--		34805-S7 LOCKWASHER, 1/4 } Lever to Yoke Assy.	1
--		33895-S8 NUT, 1/4 - 20 Wing)	1
14	108603	LATCH, Scoop	1
15		87907-S8 FITTING, Lube, 1/4 - 28 x 1/2 Str - Latch	1
16	108620	SPRING, Torsion	1
17	354037-S8	PIN, 3/16 x 1-3/8 Roll - Latch Retaining	1
18	108616	SPACER, Latch, 7.6 x 1 x .88 Steel	1
19	354925-S7	PIN, 3/16 x 1-1/8 Roll	2
--	305240	DECAL, Ford, 4-1/16 x 8-7/8	1

NUMERICAL INDEX

108591	Yoke & Toggle	4	190115	Washer	2
108603	Latch	4	190116	Ring	2
108616	Spacer	4	190117	Yoke & Toggle	2
108619	Pin	4	192982	Pin	3
108620	Spring	4	194506	Lever	2,3,4
108622	Toggle	4	194511	Yoke & Toggle	3
108623	Toggle	4	194520	Body	3
108624	Body	4	194981	Catch	3
190080	Body	2	305240	Decal	3,4
190083	Lip	2,3,4	354037-S8	Pin	4
190098	Yoke	2	354925-S7	Pin	4



PA-6899

11587